

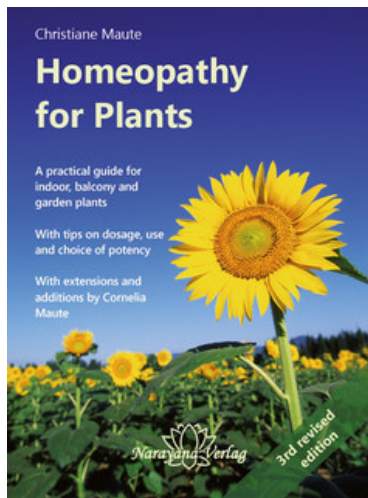
Christiane Maute Homeopathy for Plants

Leseprobe

[Homeopathy for Plants](#)

von [Christiane Maute](#)

Herausgeber: Narayana Verlag



<http://www.narayana-verlag.de/b11109>

Im [Narayana Webshop](#) finden Sie alle deutschen und englischen Bücher zu Homöopathie, Alternativmedizin und gesunder Lebensweise.

Copyright:

Narayana Verlag GmbH, Blumenplatz 2, D-79400 Kandern

Tel. +49 7626 9749 700

Email info@narayana-verlag.de

<http://www.narayana-verlag.de>

[Narayana Verlag](#) ist ein Verlag für Bücher zu Homöopathie, Alternativmedizin und gesunder Lebensweise. Wir publizieren Werke von hochkarätigen innovativen Autoren wie [Rosina Sonnenschmidt](#), [Rajan Sankaran](#), [George Vithoulkas](#), [Douglas M. Borland](#), [Jan Scholten](#), [Frans Kusse](#), [Massimo Mangialavori](#), [Kate Birch](#), [Vaikunthanath Das Kaviraj](#), [Sandra Perko](#), [Ulrich Welte](#), [Patricia Le Roux](#), [Samuel Hahnemann](#), [Mohinder Singh Jus](#), [Dinesh Chauhan](#).

[Narayana Verlag](#) veranstaltet [Homöopathie Seminare](#). Weltweit bekannte Referenten wie [Rosina Sonnenschmidt](#), [Massimo Mangialavori](#), [Jan Scholten](#), [Rajan Sankaran](#) & [Louis Klein](#) begeistern bis zu 300 Teilnehmer



1 The basics

1.1 How it all began	2
Injured plants	3
Diseased plants	4
1.2 The principles of homeopathy – in brief	5
Remedy proving and the law of similars.....	5
Energised remedies, or the law of potentisation.....	6
1.3 Homeopathic compass for your garden	8
Choosing the right remedy	9
How to proceed.....	9
Remedy given – what next?.....	12
Dosage and application in special cases	15
Storing homeopathic preparations.....	15
Preventive treatment	16

2 Pests and damage

2.1 Effects of the decline in the bee population	20
2.2 Insects	26
Ants	26
Aphids	28
Box tree moth	31
Black vine weevil.....	33
Colorado potato beetle.....	34
Scarlet lily beetle	35
Scale insects.....	37
Butterfly and moth caterpillars.....	38
Spider mites	49
Whitefly.....	50
Mealybugs	51
2.3 Slugs	52



3 Pathogens and diseases

3.1 Fungal diseases	56
Pear rust.....	58
Blight (rust disease).....	60
Boxwood blight.....	62
Leaf curl.....	64
Cancer	66
Mildew.....	67
Monilia fruit rot and monilia tip burn	71
Black spot.....	74
Tips for roses.....	76
Common leaf spot and leaf scorch.....	77
3.2 Bacterial diseases	78
Leaf spot.....	78
Fire blight on fruit trees.....	80
3.3 Viral diseases	83

4 Treating special signs of disease

4.1 Externally visible symptoms	88
Excessive growth	88
Weakness	89
Leaf discoloration	90
Deformity.....	93
Weak root growth	94
Stunted growth	95
4.2 Climatic damage.....	97
Frost, frost damage, frostbite	99
Hail.....	101
Cold, cold damage	102
Mobile communications.....	103
Waterlogging.....	104
Rain, constant.....	108
Sea air, too much salt in air and soil.....	109
Direct exposure to sun, sunburn.....	109
Intense sunshine	111
Contamination with acids.....	114
Injuries and consequences of stress	116
Heat damage	117
4.3 Damage incurred during cultivation	118
Lacerations (pruning trees and bushes).....	118
Repotting	120
Contamination with chemical pesticides	122
Injuries.....	123
Neglected plants	124
4.4 Special measures to promote tomato growth	126



5 Remedy descriptions (Materia medica)

- 5.1 Homeopathic remedies for your garden..... 132
- 5.2 Remedies for special circumstances 144

Appendix


- I Table of modalities 148
- II Examples: treatment in spring 151
 - Pruning and trimming trees and bushes..... 151
 - Frost and frost damage..... 152
 - Building up and strengthening plants..... 152
 - Heat damage/sunburn 153
 - Rain, constant..... 154
- III Example: treating cancer in woody plants 154
- IV Basic homeopathic remedy kits for your garden..... 155
 - Commonly used homeopathic remedies..... 155
 - Less frequently needed remedies 157
 - Houseplant set..... 157
 - Rose set..... 158
 - Indoor and balcony plant set..... 158
- V Master copy: own applications..... 158
- VI Bibliography 160
- VII Sources and forum 160
- VIII List of illustrations 161
- IX Repertory 162
- X Index 167
- XI List of abbreviations 171
- XII About the author 172
- XIII About the co-author 173
- XIV Imprint 174

Foreword from Christiane Maute

Samuel Hahnemann, the father of classical homeopathy, opened up a whole new line of thought for me. 200 years ago, he wrote: “Heal as gently and safely as possible”. I take this motto to heart every day. And I am grateful that my teachers taught me to heal in this way. They triggered immense curiosity in me.

Treating people with classical homeopathy is something which fascinates me every day of my life. It seems logical to use this treatment method on plants, as plants are living entities – they are just as much a part of creation as we are. However, logic isn’t always easy, and it took a while for me to understand that homeopathy can work just as well on plants as on people.

I’m a homeopath, but not a gardener – which is why I’m adding a word of encouragement for all future “homeopathic gardeners”. I have a private garden, and am neither a gardener nor a botanist. Thirty-five years ago, I could barely tell the difference between a young kohlrabi plant and a rose. As you can see, no one is born a master of his art. However, over time all that changed. Gardening is a pleasure for most people (and does away with the need to traipse to the gym).



Samuel Hahnemann
(1755-1843)

If you manage to heal your plants with the help of homeopathy, you will find it twice as enjoyable. You may not succeed overnight, but every time it will be a bit better – and it’s so exciting!

Another source of motivation for me is that homeopathic plant treatment clearly reduces the need for chemical pesticides and compounds – you may even be able to do away with them altogether. If we can put just a fraction of this into practice, we will be helping to protect our environment. The book you now have in your hands has been carefully compiled to the best of my

knowledge. As homeopathic plant treatment is still a brand-new field, I can't accept any liability for failures. However, it would be wonderful if lots of people would take part in our research and give us feedback. Failures are also important and take us a step further. Many thanks in advance.

I hope you will all have fun with “homeopathic gardening” and wish you the greenest of green fingers!

Friedrichshafen, Spring 2011
Christiane Maute



1 The basics

1.1 How it all began	2	1.3 Homeopathic compass for your garden	8
Injured plants	3	Choosing the right remedy	9
Diseased plants	4	How to proceed	9
1.2 The principles of homeopathy – in brief	5	Remedy given – what next?	12
Remedy proving and the law of similars	5	Dosage and application in special cases	15
Energised remedies, or the law of potentisation	6	Storing homeopathic preparations	15
		Preventive treatment	16

■ Choosing the right remedy

I have put together a few tools in the appendix to help you choose the right remedy. Use the table of modalities (→ pp. 148-149) to narrow down what may be causing your plant's disease.

The modalities describe the circumstances in which a symptom gets better or worse. This book naturally only lists the factors which make the disease worse.

You should make several copies of the table of modalities before starting the treatment so that you can make entries as relevant. You will also need a coloured pencil or text marker to make the relevant marks. A ruler will stop your lines from running into one another. How to proceed:

- Inspect your diseased plant closely. Could its current condition be the result of frost, heat or hail? Is it a fungal or other disease? Is the plant infested with pests? Find out what the problem is.
- “Repertorisation”:

Determine the possible causes with the help of the list (→ pp. 148-149).

- Use a coloured pencil to enter the relevant crosses.
- With the help of your ruler, check (vertically) which remedy has the most coloured crosses. If you have entered two, three or even more crosses next to a certain remedy, this remedy is probably the most effective cure for your plant.

- Make a note of this remedy (or possibly remedies). Read up on each remedy in the descriptions (→ chpt. 5) and decide which corresponds most closely to your plant's problem. Homeopaths call this process repertorisation.

- In chapters 2 and 3, you will find that each plant disease can be cured with one of several remedies. Using the table of modalities (→ pp. 148-149) for repertorisation will help you choose the best remedy for your plant.
- The remedy descriptions (→ chpt. 5) will show how and when each remedy can be used. This section can be used as part of your own repertorisation process.

■ How to proceed

- Only use a single remedy. Please do not mix several remedies together. Maybe in future I will in exceptional cases recommend the mixing of two remedies for large farms and nurseries to minimize the time and effort required for application. The simultaneous use of several remedies must be carefully considered and should only be undertaken by an experienced homeopath. The danger is that not all homeopathic remedies “agree” with one another and instead neutralise one another (= antidoting). So please do not conduct your own “experiments”.

- Use spoons and stirring instruments made from only plastic, porcelain or wood. Metal can disturb the action of the remedy. Plastic watering cans are therefore better than metal. After every application, clean the watering can by rinsing it thoroughly with fresh water.
- Simply watering with a watering can has proved more effective than spraying with a plant sprayer.
- Water the entire plant, including leaves and root area. For trees, apply to the trunk and the area of ground below the tree canopy.
- If possible apply the remedy on a bright, dry morning or towards evening. The leaves should be able to dry out quickly. During sunny and hot days, only water the roots since otherwise the leaves may be burnt by the sun.
- Avoid getting the remedy mixture on your skin; otherwise you might react with a remedy proving (see chpt. 1.2), which is not dangerous but nor is it especially pleasant. But don't worry if you were somewhat careless – the

remedy proving is over in a short time. Therefore, keep children and pets away until the foliage has dried.

Dosage and administration of C potencies

- There are various ways of preparing the remedy mixture:
 - Add 6-8 globules to 150ml of water (roughly the volume of an ordinary drinking glass) and crush them with a plastic, porcelain or wooden spoon. Wait until the globules have completely dissolved. Then stir vigorously.
 - You can simply wait until the globules have dissolved on their own. Then stir the mixture vigorously.
 - Add the globules to a screw-top bottle with about 150ml water and



Fig. 1.7a: Keeping track of infestations

Note:

- You will find a list of the most frequently used homeopathic remedies for each disease.
- In other cases, use the table of modalities on pages 148-149 to help you choose a remedy which fits the symptoms.

wait until the globules have completely dissolved. Then shake the bottle vigorously.

- For **houseplants**: Crush 4 globules of your chosen remedy in approx. 1 litre of water using a plastic or wooden spoon, allow to dissolve and stir thoroughly. Water the leaves and the root area with this mixture, preferably outside or in a tub. Please do not use in strong sunlight or in the evening.
- For your **garden**: Crush 6-8 globules in 150ml water (about 1 glass) using a plastic or wooden spoon. This mixture will be divided into 3 parts and used to make up 30l of “medicinal water” in all. By dividing it into three parts, you can make sure it is diluted

properly. You can of course add the 150ml mixture to 30l of water all at once. However, because I don't like carrying heavy watering cans, I divide the mixture into thirds and do my joints a favour.

- Pour $\frac{1}{3}$ of the remedy mixture into a plastic watering can filled with 10l water. Stir thoroughly (with a wooden or plastic spoon). Water the trunk and roots of trees, also the stem and roots of tomato plants.
- Repeat with the remaining $\frac{2}{3}$ of the remedy mixture (the 150ml remedy mixture is enough for 30l of water in all).
- Use in **rainy periods** (→ sect. 4.2).



Fig. 1.7b: Counting the globules




Fig. 1.7c: Crushing the globules

2 Pests and damage

2.1 Effects of the decline in the bee population	20	Scarlet lily beetle	35
2.2 Insects	26	Scale insects.....	37
Ants	26	Butterfly and moth caterpillars.....	38
Aphids	28	Spider mites.....	49
Box tree moth	31	Whitefly.....	50
Black vine weevil.....	33	Mealybugs.....	51
Colorado potato beetle.....	34	2.3 Slugs	52



Fig. 2.25: Whitefly

Whitefly

Whitefly (→ fig. 2.25) is found in greenhouses, on houseplants and outdoors.

Signs of infestation: Whitefly settle underneath the leaves. Clouds of them fly up if you touch the leaves. They harm the plant by sucking the juices and excreting large quantities of honeydew. This honeydew is a breeding ground for sooty mould. This turns both leaves and fruits completely black.

Causes: Dry, warm conditions.

Treatment and prevention: Put your plant in a bright, cool place. Give it plenty of fresh air and water it regularly. Specialist dealers supply yellow trap plates to catch whitefly.

The homeopathic remedies *Psorinum* and *Sulphur* have proven themselves to be particularly useful in treating whitefly.

Main homeopathic remedies for whitefly infestation

Psorinum 200C

→ The edges of the leaves roll up. The sticky honeydew excretions attract sooty mould which then turns the leaves and fruits black. Sensitivity to cold and frost. Small, puny plants whose weakness makes them particularly vulnerable to pests.

Sulphur 200C

→ The edges of the leaves roll up. The sticky honeydew secretions may lead to colonisation with sooty mould. This turns the leaves and fruit black. Thirsty plants unable to absorb water. Sensitivity to cold and frost.

3 Pathogens and diseases

3.1 Fungal diseases	56	Tips for roses.....	76
Pear rust.....	58	Common leaf spot and leaf scorch.....	77
Blight (rust disease).....	60	3.2 Bacterial diseases	78
Boxwood blight.....	62	Leaf spot disease	78
Leaf curl	64	Fire blight on fruit trees.....	80
Cancer	66	3.3 Viral diseases	83
Mildew.....	67		
Monilia fruit rot and monilia tip burn	71		
Black spot.....	74		



4 Treating special signs of disease

4.1 Externally visible symptoms 88

Excessive growth	88
Weakness	89
Leaf discolouration	90
Deformity.....	93
Weak root growth	94
Stunted growth	95

4.2 Climatic damage 97

Frost, frost damage, frostbite	99
Hail.....	101
Cold, cold damage	102
Mobile communications.....	103
Waterlogging.....	104
Rain, constant.....	108

Sea air, too much salt in air and soil.....	109
Direct exposure to sun, sunburn.....	109
Intense sunshine.....	111
Contamination with acids.....	114
Injuries and consequences of stress	116
Heat damage.....	117

4.3 Damage incurred during cultivation 118

Lacerations (pruning trees and bushes).....	118
Repotting.....	120
Contamination with chemical pesticides	122
Injuries.....	123
Neglected plants	124

4.4 Special measures to promote tomato growth 126

5 Remedy descriptions

Materia medica

5.1 Homeopathic remedies for your

garden 132

Aconitum (Aconite, Monkshood)	132
Anthraxinum (Anthrax nosode)	132
Arnica montana (Leopard's bane).....	132
Arsenicum album (White arsenic oxide)	132
Belladonna (Deadly nightshade).....	133
Calcarea carbonica (Calcium from oyster shells)	133
Calendula (Marigold).....	133
Camphora (Camphor)	134
Cantharis (Spanish fly)	134
Carbo vegetabilis (Vegetable charcoal).....	134
Carcinosinum (Cancer nosode)	134
Causticum (Slaked lime).....	135
China officinalis (Cinchona tree).....	135
Cimicifuga (Cohosh, Bugbane).....	135
Cuprum metallicum (Copper).....	135
Dulcamara (Bittersweet nightshade).....	136
Gelsemium (False jasmine)	136
Helix tosta (Toasted snail)	136
Ignatia (St Ignatius bean).....	136
Kalium iodatum (Potassium iodide).....	136
Kalium phosphoricum (Potassium phosphate).....	137
Lycopodium (Club moss)	137
Magnesium carbonicum (Epsom salts).....	137
Magnesium chloratum = Magnesium muriaticum (Magnesium chloride)	137
Magnesium phosphoricum (Magnesium phosphate).....	138
Natrium carbonicum (Sodium carbonate = Alkaline salts).....	138
Natrium chloratum = Natrium muriaticum (Sodium chloride = Cooking salt)	138

Natrium sulphuricum (Sodium sulphate = Glauber's salt).....	138
Nosodes.....	139
Nux vomica (Poison nut).....	139
Petroleum (Fossil oil, Rock oil).....	140
Phosphorus (Phosphorus)	140
Psorinum (Scabies nosode).....	140
Pulsatilla (Pasque flower).....	140
Rhus toxicodendron (Poison ivy)	141
Silicea (Silica).....	141
Solidago (Goldenrod).....	142
Staphisagria (Delphinium)	142
Sulphur (Sulphur, Brimstone).....	142
Thuja (Arbor vitae / Northern white cedar)	142
X-Ray (X-Ray radiation)	143
Zincum metallicum (Metallic zinc).....	143

5.2 Remedies for special

circumstances 144

Causticum (Slaked lime).....	144
Kalium iodatum (Potassium iodide).....	144
Kalium phosphoricum (Potassium phosphate)	144
Magnesium chloratum = Magnesium muriaticum (Magnesium chloride)	144
Natrium chloratum = Natrium muriaticum (Sodium chloride = Cooking salt)	144
Phosphorus (Phosphorus)	144
Pulsatilla (Pasque flower).....	145
Solidago (Goldenrod).....	145
Sulphuricum acidum (Sulphuric acid)	145
Sulphuricum iodatum (Sulphur iodide).....	145
X-Ray (X-Ray radiation)	145

5.1 Homeopathic remedies for your garden

■ Aconitum (Aconite, Monkshood)

- **Characteristics:**
 - Sudden symptoms are typical of *Aconitum*. The plant reacts very suddenly, wilts extremely quickly and dries out
- **Weather damage:**
 - Result of cold, dry north wind
 - Result of sudden cold storm or wind
 - Result of hot days (intense sunshine) and very cold nights



■ Anthracinum (Anthrax nosode)

- **Characteristics:**
 - Plant appears burnt
 - Leaves turn dark or black, wither and rot; damage spreads rapidly, “like wildfire”
 - Bark turns brown, cracks or sinks; reddish-brown wood under the infected bark
 - Infectious orange-brown slime on the bark
 - Shoots curl up like a “shepherd’s crook”
- **Special diseases:**
 - May be helpful in cases of fire blight

■ Arnica montana (Leopard’s bane)

- **General effect:**
 - Consequences of blows, impact, being dropped
 - Excellent tonic for all plants
 - Improves circulation in the plant’s capillary system; *Arnica* ensures that the plant is properly supplied right through to the tips
- **Damage caused by errors in cultivation:**
 - Injuries from pruning
 - Injuries from repotting or relocation
- **Weather damage:**
 - After plant injuries from hail, storm and wind (e.g. breakage)



■ Arsenicum album (White arsenic oxide)

- **General effect:**
 - Indicated when plant growth is weak
 - Weak plants
 - Plants stay small and look puny
 - Plants dry out quickly
- **Damage caused by errors in cultivation:**
 - Contamination, e.g. by chemical pesticides
- **Weather damage:**
 - Dry cracks in the soil
 - After lengthy periods of dry, warm weather

Appendix

I	Table of modalities	148		
II	Examples: treatment in spring	151		
	Pruning and trimming trees and bushes	151		
	Frost and frost damage	152		
	Building up and strengthening plants.....	152		
	Heat damage/sunburn	153		
	Rain, constant.....	154		
III	Example: treating cancer in woody plants	154		
IV	Basic homeopathic remedy kits for your garden	155		
			Commonly used homeopathic remedies for plants and soil.....	155
			Less frequently needed remedies	157
			Houseplant set.....	157
			Rose set.....	158
			Indoor and balcony plant set.....	158
V	Master copy: own applications	158		
VI	Bibliography	160		
VII	Sources and forum	160		
VIII	List of illustrations	161		
IX	Repertory	162		
X	Index	167		

- *Sulphur* is indicated for the consequences of warmth and heat damage, fungal diseases and powdery/downy mildew.

As *Sulphur* fulfils all the criteria, you decide to use *Sulphur* 200C.

II Examples: treatment in spring

■ Pruning and trimming trees and bushes

Healthy plant

- If your plant is healthy, give it a prophylactic treatment after **pruning** with 6-8 globules of **Arnica 200C** in 150ml water.
- Crush with a plastic, porcelain or wooden spoon. Stir thoroughly. Put about 1/3 of this mixture in a plastic 10l-watering can filled with water; stir well. Use to water the plants and soil.
- Follow the same procedure with the remaining 2/3 of the mixture. (I divide the remedy mixture into thirds to avoid having to carry heavy watering cans. However, you can of course put the whole 150ml of remedy mixture in 30l of water). Make sure you clean your watering cans thoroughly afterwards.

After pruning your plants and treating them with this mixture, allow it to work for one week.



Fig. II.1: Roses receive *Arnica* as a prophylactic treatment after being pruned in spring.

- Wait another 7 days then treat with **Carcinosinum 30C** (6-8 globules in 30l water) once a week. Treat the plant as with *Thuja* 30C.
- Change back to **Thuja 30C** after another 7 days, and back to **Carcinosinum 30C** another 7 days after that. Continue alternating between *Thuja* 30C and *Carcinosinum* 30C once a week. Duration: approx. 4-6 weeks.
- Once the wood has visibly recovered, round off the treatment with **Sulphur 200C**, 6-8 globules in 30l water.

IV Basic homeopathic remedy kits for your garden

The homeopathic remedies mentioned in this book are suitable for use on plants and soil. You can get them as sets of 30 or 48 or as individual remedies. Furthermore you can purchase special sets; e.g. for balcony and indoor plants or for the treatment of roses.

Supplier: Narayana Verlag, www.narayana-verlag.com
(→ appendix chpt. VII).

The homeopathic remedies are listed with their respective potencies. If you would like to start treating your plants homeopathically, it's enough if you have the following 30 remedies to hand; these are used most frequently:

■ Commonly used homeopathic remedies for plants and soil

- Aconitum 200C
- Arnica 200C
- Arsenicum album 200C



Homeopathic remedy kit

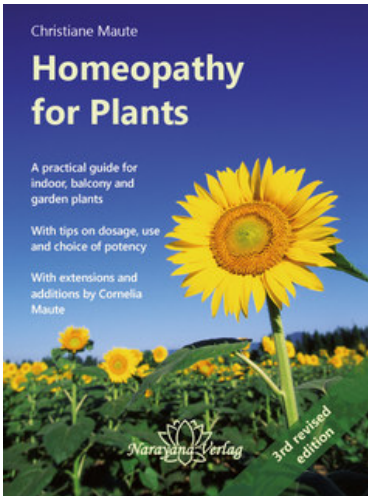
X Index

- A**
ABC method 103
Acid rain 98
Aconitum 91, 100-102, 112, 116, 118, 120, 123, 132
Algal limestone 45
Anthracinum 82, 132
Ants 26-28, 134
– Ant nests 27
– Black garden ant 26
– Red wood ant 26
– Yellow meadow ant 26
Aphids 28, 138
Apis mellifica 46
Arnica 2-3, 63, 66, 91, 93-94, 96, 101, 116, 119-121, 123, 131-133, 148, 151-155, 157-158
Arnica montana 2-3, 66, 91, 93-94, 96, 101, 116, 119-120, 123, 132, 151, 153-154
Arsenicum album 36, 48, 77, 89, 91, 93-94, 96, 118, 122, 131-132, 155
- B**
Bacterial diseases 78
Bee population, decline in the 20, 22
Bees 20-25, 45-46, 98, 139-140
Belladonna 6, 91, 100, 102, 106, 108, 110, 112, 116, 118, 133, 150, 153-154
Bentonite 45
Black spot 74
Black vine weevil 33
Blight (rust disease) 60-61
Box tree moth 31-32
Boxwood blight 62-63
Bright-line brown-eye moth 39
Brown rot 134, 136, 139
- C**
Cabbage moth 39-40
Calcarea carbonica 29, 37, 89, 91, 93-94, 96, 129, 133
Calendula 66, 89, 91, 95, 101, 116, 119-120, 123, 133, 152-153
Camphora 28, 36, 38, 48, 131, 134, 148
Cancer 66, 134, 143
– example 154
Cantharis 82, 110, 134
Carbo vegetabilis 57, 61, 66, 69, 73, 75, 89, 91, 100, 115, 129, 134, 154
Carcinosinum 66-67, 73, 89, 134
Caterpillar 38
Caterpillars (Cabbage whites) 42, 44-46
Causticum 82, 110, 115, 135, 144
Changes in the weather 134, 136, 139, 141-142
China officinalis 51, 90-91, 118, 131, 135, 148, 150, 156
Cimicifuga 28-29, 135
Climate and weather conditions 97
Climatic damage 97
Cold 102, 132-134, 136, 138-141, 143
Colorado potato beetle 34
Common leaf spot 77
Consequences of stress 116
Contamination 134, 137, 139, 141, 145
– with acids 114, 134, 141
– with car exhaust fumes 137, 145
– with chemical pesticides 122, 132, 141, 145
– with copper and sulphur in steam 141, 145
– with hydrogen sulphide 137, 144
– with lead 135, 144-145
C potencies 7, 10
Crippled growth 140
Cultivation protection net 45
Cuprum metallicum 33-34, 37, 57, 60-61, 63, 68-70, 75, 77, 88, 91, 108, 129, 131, 135, 156
Cutworm pests 38
- D**
Damage
– bacterial 78
– climatic 97
– diseases, by 4
– fungal 56
– incorrect cultivation, by 118
– injuries, by 3
– insects, by 26
– slugs, by 52
– viral 83
Death 23, 27, 98
Deformity 93
Diamondback moth 41

- Diseases 4
 – bacterial 78
 – fungal 56, 134-135, 142-143
 – viral 83
 Dosage 10, 12
 – cancer, in cases of 14
 – cold, damage caused by 14
 – fungal disease 14
 – garden plants, for 11
 – houseplants, for 11
 – in rainy periods 11, 14
 – pest infestation, damage caused by 14
 – wet conditions, damage caused by 14
 – wounds 14
 Downy mildew 69
 D potencies 7, 12
 Drainage remedy 142, 145
 Dryness 133, 135
 Dulcamara 63, 77, 102, 106, 108, 131, 136, 148, 154, 157
 Dwarfism 95, 133, 140-141
- E**
 Eaten bare 44
 Ecosystem 20, 42
 Emissions 98
 Examples 151
 – treatment 151, 154
- F**
 Fire blight 80, 132, 135, 139
 Fire blight nosode 82
 Frostbite 99
 Frost damage 99, 134, 140
 – example 152
- G**
 Gelsemium 84, 110, 112, 116, 118, 123, 136
 Glue rings 72
 Growth
 – excessive 88
 – stunted 95, 140-141
 – weak 132, 145
 – weak root growth 94
 Growth enhancement 13, 126
- H**
 Hahnemann, Samuel 6
 Hail 101, 132, 139
 Heaps of earth 27
 Heat damage 117, 133, 135, 138, 141, 143
 – example 153
 Helix tosta 12, 15-16, 52, 136
 Homeopathic remedy kit 155
 Homeopathy
 – choosing the right remedy 9
 – how to proceed 9
 – plant's reaction to remedy 12
 – storing homeopathic preparations 15
 Hydrogen sulphide 98
- I**
 Ignatia 51, 92, 112, 116, 118, 124-125, 131, 136, 138, 148, 156-158
 Incorrect crop management 45
 Injuries 3, 14, 116, 123, 132-133, 135, 142, 145
- K**
 Kali iodatum 92, 95, 104, 108, 136, 144, 154
 Kali phosphoricum 90, 92, 107, 115, 137, 144
- L**
 Lacerations 118, 133, 140
 Large Cabbage White 42
 Law of similars 5
 Leaf curl 64, 143
 Leaf discolouration 90
 Leaf scorch 77
 Leaf spot 78, 141-142
 Leek moth 48
 Light 97
 Lightning strikes 139-140
 Lycopodium 57, 79, 90, 92-93, 95-96, 104, 137
- M**
 Magnesium carbonicum 137
 Magnesium chloratum 109, 137, 144
 Magnesium phosphoricum 92, 129, 138
 Mealybugs 51
 Metamorphosis 42
 Mildew 67, 136, 138, 142-143
 Mixed crops 45
 Mobile communications 20, 98, 103, 137
 Monilia fruit rot 71, 134
 Monilia tip burn 71, 143
 Monocultures 24, 42, 45
- N**
 Natrium sulphuricum 57, 60, 62, 64-65, 68, 70, 72, 75,

- 106-108, 129, 131, 138,
156, 158
- Natrum carbonicum 92, 110,
112, 118, 138
- Natrum muriaticum 29, 92,
109, 112, 117-118, 124-
125, 138, 144
- Natrum sulphuricum 57, 62,
65, 68, 70, 75, 106, 108,
129, 138
- Neglected plants 124
- Non-parasitic factors 20
- Nosodes 139
- Nutrient deficiencies 20
- Nux vomica 21-22, 51, 84,
101-102, 117, 120, 122-
123, 131, 136, 139-140,
143, 149, 156
- O**
- Overfertilisation 20, 138
- Owlet moth larvae 39
- P**
- Parasitic factors 20
- Pathogens 20
- Pear rust 58-60
- Pest infestation 14, 142
- Pests 20
- Petroleum 33-34, 36-37, 49,
51, 90, 100, 102, 123, 131,
140, 149, 156-158
- Pheromone traps 26
- Phosphorus 84, 90, 92, 109-
110, 117, 123, 140, 144
- Placebo 7
- Pollutants 20
- Potentiation 6
- Powdery mildew 68
- Precipitation 97
- Pruning 132, 134-135
– example 151
- Psorinum 5, 29, 37-38, 48-50,
77, 90, 92-93, 95-96, 100,
102, 131, 140, 149, 152,
156-158
- Pulsatilla 22, 64, 102, 106,
108, 115, 122, 131, 140,
145, 149, 154, 156
- Pupae 45
- Pupation 42-43
- R**
- Radioactive contamination
136
- Rain, constant 108, 133, 136-
137, 139, 141, 143
– example 154
- Reactions
– improvement and no
response to repeat treat-
ment 14
– improvement with subse-
quent relapse 13
– no significant improvement
14
- Remedy descriptions 131
- Remedy proving 5
- Repertorisation 9
- Repotting 120, 132, 136, 139
- Rhus toxicodendron 14, 60, 64,
75, 79, 131, 141, 156, 158
- S**
- Salinisation 20
- Salt content in the soil 109
– too high 142
- Salty air 98
- Scale insects 37, 140
- Scarlet lily beetle 35-36
- Sea air 109
- Silicea 29, 34, 36-37, 48, 57,
68, 70, 77, 90, 92, 94-96,
102, 106, 115, 117-119,
122-125, 131, 141, 149,
152, 154, 156-158
- Slugs 52
– infestation 136
- Small Cabbage White 43-46
- Soil
– clay soil 104
– magnesium-deficient 137-
138
– phosphorus-deficient 140,
144
– salty 95, 138, 144
- Soil consistency 98
- Solidago 57, 92, 109, 142,
145, 154
- Sooty mould fungi, black 27,
50
- Spider mites 49
- Staphisagria 5, 29, 64, 117,
119-120, 123, 131, 142,
149, 152-154, 156, 158
- Stone dust 45
- Strengthening
– example 152
- Sulphur 29, 32-34, 36-38,
46-51, 57-58, 64, 67-68,
70, 106, 117-118, 122,
124-125, 131, 142, 145,
149-151, 154-158
- Sulphuric acid 145
- Sulphuric iodatum 145
- Sunburn 109, 133, 138, 153
- Sunlight
– direct 109
– intense 111
– too much 136

- T**
- Table of modalities 148
 - Tansy 45
 - Temperature 97
 - Thuja 4, 32, 51, 58, 60, 62, 64-68, 70, 72-73, 75, 77, 79, 84, 102, 106, 108, 129, 131, 136, 139-140, 142, 149, 154-158
 - Thunderstorms 140
 - Tomatoes, promote growth 126
 - Tonics and strengtheners 132-138, 140-145
 - example 152
 - Trimming 151
 - Turnip moth 40
- V**
- Varroa mite 24
 - Vespa crabro 46
 - Vespa vulgaris 46
 - Viral diseases 83, 136, 139-140, 143
- W**
- Wasps 45-46
 - Water deficiency 20
 - Waterlogging 104, 136, 141-143
 - Weakness 89
 - Weather conditions 20
 - Wetness 14, 139, 141-143
 - Whitefly 50
 - White fungal spores 27
- Wind 97
- breakage 132
 - cold 138
 - dry 132, 136
 - warm 136
- X**
- X-Ray 92, 94, 104, 143, 145
- Z**
- Zincum metallicum 90, 92, 100, 143



Christiane Maute

[Homeopathy for Plants](#)

A practical guide for indoor, balcony and garden plants with tips on dosage, use and choice of potency

180 Seiten, geb.
erschienen 2015



bestellen

Mehr Bücher zu Homöopathie, Alternativmedizin und gesunder Lebensweise
www.narayana-verlag.de